

## THE USE OF GOOGLE CLASSROOM AS AN ENGLISH LEARNING MEDIA

Yulia Isratul Aini

Instructional Designer of LPMP Bengkulu

[julie.aini@gmail.com](mailto:julie.aini@gmail.com)

Received on August, 14th, Revised on Oct, 18th, Published on Dec, 30th 2018

### ABSTRACT

The objective of this article was to describe the usage of Google Classroom as a media for learning English language. The method used in writing this article was literature based by collecting data and information that related to Google Classroom as a media for learning English language. The result of this study indicated that Google classroom was very potential to be developed as a media for learning English language that can be used in virtual class of teaching and learning forum on ICT based. In brief, English teachers can use the Google Classroom as an alternative media for teaching and learning English language.

**Keywords:** Google Classroom, media, English language learning

### ABSTRAK

*Tujuan artikel ini adalah untuk menggambarkan penggunaan Google Classroom sebagai media untuk belajar bahasa Inggris. Metode yang digunakan dalam menulis artikel ini adalah literatur berdasarkan dengan mengumpulkan data dan informasi yang terkait dengan Google Classroom sebagai media untuk belajar bahasa Inggris. Hasil penelitian ini menunjukkan bahwa ruang kelas Google sangat potensial untuk dikembangkan sebagai media untuk belajar bahasa Inggris yang dapat digunakan dalam kelas virtual forum belajar mengajar berbasis TIK. Singkatnya, guru bahasa Inggris dapat menggunakan Google Classroom sebagai media alternatif untuk mengajar dan belajar bahasa Inggris.*

**Kata kunci:** Google Classroom, media, pembelajaran bahasa Inggris

## INTRODUCTION

Learning is a process to make people better in knowing, behaving and doing skillfully. In the education field, learning is regarded as an improvement for some aspects such as cognitive, affective, and motoric or behavior. Those aspects are gotten from a good learning process.

Learning in the 21<sup>st</sup> century claimed more in reaching learning objectives. It claims that the students are not only good in the cognitive aspect but also in good behavior or manner. It means that students should have competency in the cognitive and emotional aspect. It is a big challenge to all educators, parents, and students themselves in realizing the objectives of learning. Therefore, it is our responsibility to reach success in conducting learning process. It makes us to think about the factors or elements that support the learning process.

As mention earlier, the supporting and main factors of conducting the process play an important role to reach the succeed in the process. The factors include; teachers, curriculum, learning facility, and learning media.

Media is one of the most important than other factors in the teaching and learning process. It is because media is a tool that can convey messages from learning the material to students. Therefore, teachers must choose a good and suitable media in

order for the message that is conveyed can be received well by the students. In addition, Susilana and Riyana (2007) state that media is a part of the communication process. It plays the role, a sender of the message is not only the teacher but also from other relevant sources of message senders to make various and active learning.

One of the medias need to be used more in teaching and learning is using Google Classroom. The Google Classroom is the virtual class that is developed to make learning English is not only in a classroom but also out of the classroom. Students can use this media to learn anytime and anywhere.

Google Classroom can be developed by teachers by presenting any kind of learning contents. Google classroom has supported the success of learning. Gunawan and Sunarman (2018) have conducted research that related to Google Classroom. Their study shows that Google Classroom was effective to support the students' problem-solving skills. It can be seen from the results that was presented by the students.

The other study that shows the effectiveness of using Google classroom as learning media was conducted by Putri (2015). She used online media Google Classroom to support the teaching and learning process at the Civil Engineering

University Of Riau. The effectiveness of Google Classroom was proved by the results of the data collected that have been measured by six indicators, which are Receiver, Content, Media, Format, Source and Timing. The result was highly effective on a scale of 4.36. It means that Google Classroom was very effective in providing information for Civil Engineering students at the University of Riau. Thus, both studies show that Google classroom is an alternative media to use in learning.

Google classroom is an online application that is used as a virtual class in which students can learn anytime anywhere by using material that is presented by teachers as the designer of the class. The material presented, of course, it related to the students' need. Further, this media can also support the implementation of the current curriculum in which learning can be done from many sources. It supports English learning by using information and communication technology. Aiboy (2015) describes Google Classrooms as an application in which it enables virtual classroom. In detail, it becomes a distribution media for the task, submitting task, marking task. It has access for the teacher to manage given tasks to students in which both can be collaborated, edited, and see the task. It helps teacher to monitor the learning development. Google Classroom it

self has been published since 2014 but it is not popular yet. This application is a web application which is very potential to develop further more. It will support much to the 21<sup>st</sup> learning style.

What is needed is the creativity of teacher or other sources how to make the content presented in the media of Google Classroom will be helpful for students to learn, to improve their knowledge and skill, especially in English. It means that it needs a plan and well design in conducting virtual learning. It shows that the potential and the need for learning become a very important thing to realize soon. However, learning by utilizing ICT for learning English is not maximal yet. It indicates that the use of Google Classroom is not popular yet. Teachers are still rare to develop the Google Classroom in teaching English. This statement was gotten when the writer asked some English teachers about Google Classroom and its usage in learning.

Therefore, the use of technology in learning English, especially by using the media of Google Classroom should be developed. By developing it, it can help us to motivate our students to learn fun and understand the use of technology for learning. Then, creativity is a challenge to develop further. It is an effort of the teacher to know more about the Google Classroom to learn soon. We do not want our students

to learn in unmotivated ways of being bored caused by monotonous way of teaching and learning.

To use this application of Google Classroom, a teacher need to know what is the application, how to publish the content s/he prepared, how to use this media in the learning process. Technically, it will describe: 1) the description, sample of media, and steps to make the media of Google Classroom, and 2) description of using Google Classroom in class and out the class.

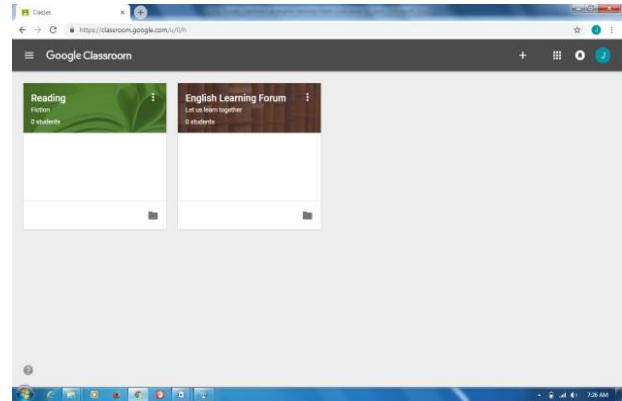
## METHODOLOGY

This article is literature based in which the data and information were gathered from the book, internet postings, journal, etc. This article was written by following steps of collecting data and information, analyzed them, and presenting the result of analyzing, and making a summary of the result.

## GOOGLE CLASSROOM

One of the factors that support of learning process is the media of learning. Sadiman (1986) in Rahayu (2011) mention that media is from the medium. Medium is the forum of sending the message from sender to receiver in communication. The media in this writing is Google Classroom in which it has full of learning message from the teacher as a sender and to students as a

receiver. The message in this article means English learning materials for students to learn, task to do, discuss to involve in.



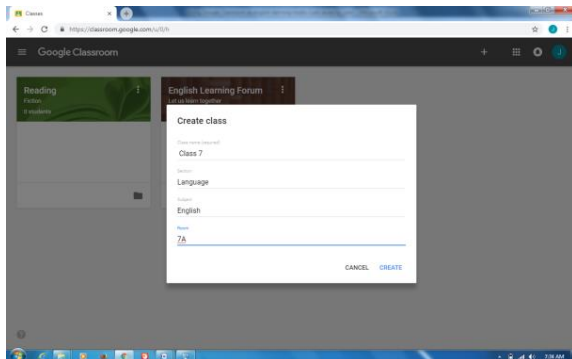
Picture 1. Home of Google Classroom  
(Source: <https://classroom.google.com/u/0/h>)

As mentioned before by Aiboy (2015) Google Classroom is as an application in which it enables virtual classroom. In detailed it becomes a distribution media of tasks, submitting a task, marking task. It has access for the teacher to manage given tasks to students in which both can collaborate, edit, see, the task. It helps teachers to monitor the learning development. In short, it is a web application can be used for learning.

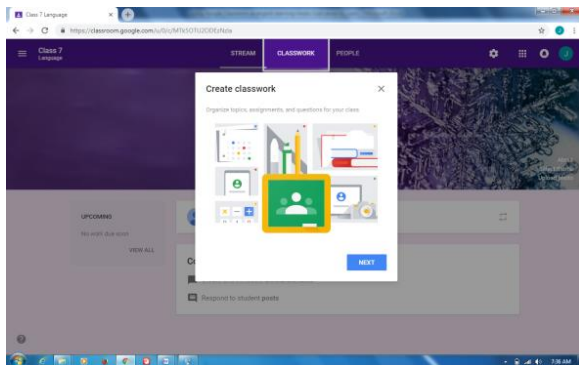
What can we see and use in the fiturs of this application are insert or join in class, Google apps, notification, and classroom main menu. The fitures are related to classroom management for adding content such as material, tasks, and learning sources.

The following is an example of creating a class. The class is for learning

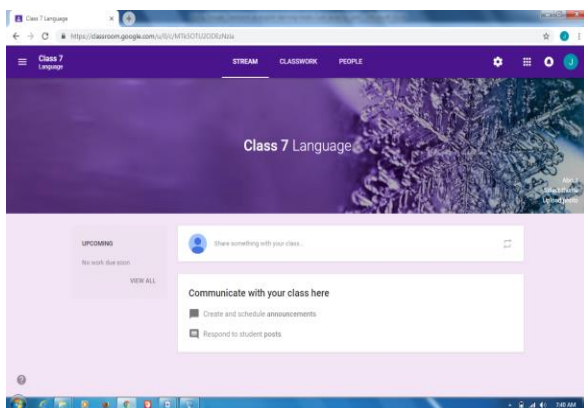
English language for students in class 7 in room 7A:



Picture 2. The first step of creating Class



Picture 3. Second step of creating Class

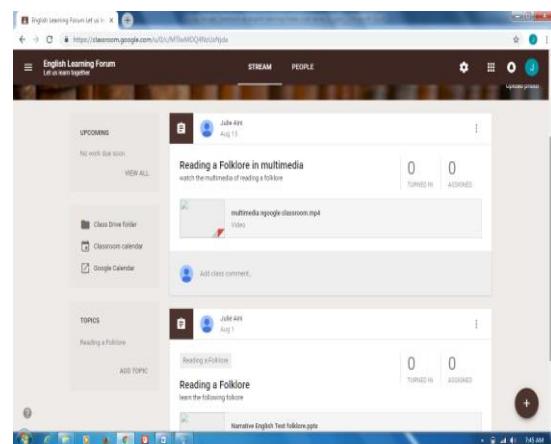


Picture 4. New Class

(Source : <https://classroom.google.com/u/0/h>)

We have a new class, now. It needs the content of material presented here, and it is a job for teacher to display all contents needed

in the learning process. The teacher can adopt material from any content published on the other web, but please to mention the sources of information. The teacher needs to create his or her own idea of content. So, creativity plays an important role in this case. This below is an example of a class already made and learning materials has already published.



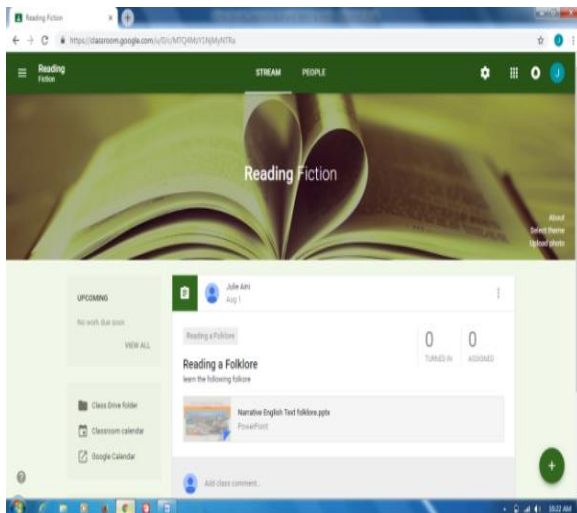
Picture 5. An Example of Google Classroom

(Source: <https://classroom.google.com/u/0/h>)

It has been already two classes created; they are reading and English learning forum. The newest is Class 7 for English. The teacher can add more classes based on the topic or theme to learn, or it can be based on the grade such as 7, 8, 9 for junior high school and class 10, 11, and 12 for senior high school. It can be also in any class of interest, skill, and language elements. It can be many alternative classes to build.

As in the previous mention that we can also take some material sources to input. It can be from YouTube or Google drive. We

can upload material we create, uploading in our Google drive, then if we need to input the class we can access them as learning material. Invite students to visit the class in which they can get material, task to do, or assignment to finish.



Picture 6. Example of displaying English learning material

(Source : <https://classroom.google.com/u/0/h>)

In this example, we came to the class of reading fiction in English. The material is an English text, in which the text displaying in multimedia appearance, taken from the Google drive link that is inputted into the class.

We have already known the descriptions of Google Classroom. The following is the description of making your own Google Classroom. The steps of making will be presented as follow:

1) Open a site of Google Classroom.

- 2) Register your email and complete the form of registration.
- 3) You have already made the classroom, you need to decorate your class with pictures and text of your class in which you can take from the provided pictures.
- 4) Complete your classroom with assignments, material, announcements.
- 5) Invite your students by adding their email
- 6) Ask your students to visit the class and do the task you prepared
- 7) Enrich your classroom and update the learning material

## THE USAGE OF GOOGLE CLASSROOM AS ENGLISH LEARNING MEDIA

The description of Google Classroom that has been explaining in the previous part of this article indicates that it is very potential for learning media. How about teaching and learning English for our students? It seem that it can combine content and technology for learning English. The content itself is prepared by teacher and technology used English classroom as ICT based learning.

As a media of learning both language element and skill, they depend on the teacher design of the class. It is ideal for both element and skill that is integrated into one package in presenting a product. It means that in a presentation is completed with both

of them, not only talking about text content but also learning vocabulary and grammar use.

When we will use the Google Classroom as a learning media, it can be inside or outside of the real classroom. However, it is more focused on the outside of the real classroom because it supports online learning in which it can be accessed anytime and anywhere. Online learning needs good connection of internet. The teachers and students should be aware of this supporting beside the provided android or laptop far accessing the virtual class.

Asyhar (2011) states that using media is a creative way to facilitate students to learn. It means that learning content in media supports the learning objective. In a classroom the material in Google Classroom can be used as a media of learning offline while outside the classroom becomes the online learning media.

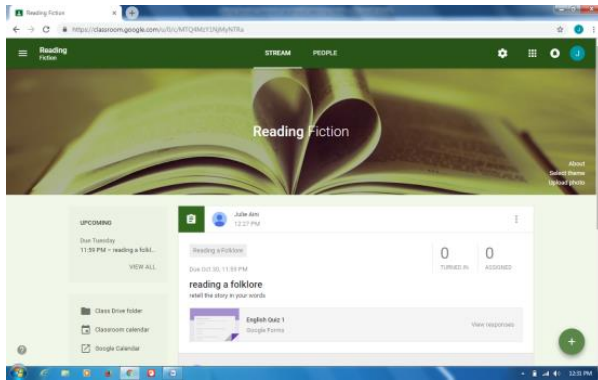
An example of learning media in the classroom or offline mode is to be material discussed in group discussion. Presenting text and task to do in which students can contact the teacher directly. The other example of using outside the classroom is the use of acquiring the learning contents by accessing the online class, doing the online task, etc. It makes students contact teacher indirectly. The use of media outside of the classroom indirectly controlled by the

teacher without directly teacher instruction or parent control (Daryanto, 2011).

It is a little bit different from Google site that learning in Google Classroom is something to learn in a virtual class in which teacher designed the learning with the task, assignmet, etc, so students visit and learning themselves to what is provided. In Google site we can visit the the site and choose what we want to learn in interest.

Learning by using Google Classroom as the media of learning English, it is designed by a teacher by stating the objective of learning as the target to reach. By stating the objective, it hopes that it can help teachers to input material needed, task or assignment to display in the classroom. In addition, this media also provide an evaluation of learning. Teachers prepared assignments such as quiz. It is made in Google form, then saved it in Google drive. After that, import it to the Google Classroom.

Here is the example of presenting a learning evaluation such as a quiz. The quiz is about reading folklore. Students are assigned to retell and answer the questions in the quiz.



Picture 7. Example of displaying evaluation such as quiz

(Sources: <https://classroom.google.com/u/0/h>)

The potentiality of this media is not something unreasoned, so it needs to develop by first training or guiding teacher to make their own classroom. Support them to create creative, useful, and appropriate to their classroom needed. Teachers need to do such as need analysis of their students' need to learn. It is also to guide the teacher in preparing the learning process virtually.

## CONCLUSION AND RECOMMENDATION

### Conclusion

Based on the description in the previous section of this article, we can take the conclusion that Google Classroom is a web application that can be used as a learning media in virtual learning. The teachers need to know how to make and how to use the Google Classroom for their teaching and learning's need. Google Classroom as a learning media can be used inside and

outside of the classroom as the learning sources for students.

### Recommendation

As we have seen the potency of the Google Classroom as the learning media, it is recommended to develop more and more by teachers. So, the teacher needs to be trained to make and to use it. Supporting instrument such as internet connection, android or laptop need to be available while learning taken place inside or outside of the classroom.

## REFERENCES

- Asyhar, R. (2011). *Kreatif Mengembangkan Media Pembelajaran*. Jakarta: Gaung Persada Press.
- Daryanto. (2011). *Media Pembelajaran*. Bandung: PT. Sarana Tutorial Nurani Sejahtera.
- Dhia Ghina Ramadhani Putri S. (2015). *Communication Effectiveness Of Online Media Google Classroom In Supporting The Teaching And Learning Process At Civil Engineering University Of Riau*. <https://media.neliti.com/media/publications/> Date Accessed on October, 20<sup>th</sup> 2018.
- Fransiskus Ivan Gunawan and Stefani Geima Sunarman. 2018. *Pengembangan Kelas Virtual Dengan Google Classroom*



*Dalam Keterampilan Pemecahan Masalah (Problem Solving) Topik Vektor Pada Siswa SMK Untuk Mendukung Pembelajaran.*

<http://jurnal.ustjogja.ac.id/index.php/etnomatnesia/article/> Date Accessed on October, 20<sup>th</sup> 2018.

Rui, Aiboy. 2015. *Apa itu Google Classroom.*

<https://ruiangeloiboy.blogspot.com/>.

Date Accessed on June, 25<sup>th</sup> 2018.

Rahayu. 2011. *Media Pembelajaran.*

<http://skripsi-tesis>

[karyailmiah.blogspot.com](http://karyailmiah.blogspot.com), Date

Accessed on June, 25<sup>th</sup> 2018.

Susilana, R. dan Riyana, C. ( 2007). *Media Pembelajaran*. Bandung: CV Wacana